DC/DC Converter

VRB_LD-15WR3 Series

MORNSUN®

15W isolated DC-DC converter,
Wide input and regulated single output



Patent Protection

3 years Warranty

CE Report EN 62368-1 | UKCA Report BS EN 62368-1 | CB IEC 60950-1 | RoHS

FEATURES

- Wide 2:1 input voltage range
- High efficiency up to 90%
- No-load power consumption as low as 0.12W
- I/O isolation test voltage 1.5k VDC
- Input under-voltage protection, output short-circuit, over-current, over-voltage protection
- Operating ambient temperature range: -40℃ to +85℃
- Meets CISPR32/EN55032 CLASS A, without extra components
- Six-sided metal shielding package

VRB_LD-15WR3 series of isolated 15W DC-DC products with a 2:1 input voltage range. They feature efficiencies of up to 90%, 1500VDC input to output isolation, operating ambient temperature range of -40℃ to +85℃, input under-voltage protection, output short-circuit, over-voltage, over-current protection. They meet CLASS A of CISPR32/EN55032 EMI standards without external components, and they are widely used in applications such as data transmission device, battery power supplies, tele-comunication device, distributed power supply system, hybrid module system, remote control system, industrial robot system fields.

Selection Guide

Certification	Part No.	Input Voltage (VDC)		Output		Full Load Efficiency② (%) Min./Typ.	Capacitive Load (μF) Max.
		Nominal (Range)	Max. ①	Voltage (VDC)	Current (mA) Max./Min.		
EN/BS EN/IEC	VRB2405LD-15WR3	24 (18-36)	40	5	3000/0	87/89	4700
	VRB2412LD-15WR3			12	1250/0	87/89	1000
	VRB2415LD-15WR3			15	1000/0	87/89	820
	VRB2424LD-15WR3			24	625/0	88/90	270
--	VRB4803LD-15WR3	48 (36-75)	80	3.3	4000/0	81/83	4700
EN/BS EN/IEC	VRB4805LD-15WR3			5	3000/0	86/88	4700
	VRB4812LD-15WR3			12	1250/0	86/88	1000
	VRB4824LD-15WR3			24	625/0	87/89	270

Note:
①Exceeding the maximum input voltage may cause permanent damage;
②Efficiency is measured at nominal input voltage and rated output load.

Input Specifications

Item	Operating Conditions		Min.	Typ.	Max.	Unit
Input Current (full load / no-load)	24VDC input	5V output	--	702/30	718/75	mA
		Others	--	702/5	718/10	
	48VDC input	3.3V/5V output	--	355/20	363/30	
		Others	--	351/5	363/10	
Reflected Ripple Current	24VDC input		--	30	--	
	48VDC input		--	30	--	
Surge Voltage (1sec. max.)	24VDC input		-0.7	--	50	VDC
	48VDC input		-0.7	--	100	
Start-up Voltage	24VDC input		--	--	18	
	48VDC input		--	--	36	
Under-voltage protection	24VDC input		12	15.5	--	
	48VDC input		26	30	--	
Start-up Time	Nominal input voltage & constant resistance load		--	10	--	ms
Input Filter			Pi filter			

MORNSUN Guangzhou Science & Technology Co., Ltd. reserves the copyright and right of final interpretation

Ctrl *	Module on	Ctrl pin open or pulled high (3.5-12VDC)			
	Module off	Ctrl pin pulled low to GND (0-1.2VDC)			
	Input current when off	--	4	7	mA
Hot Plug		Unavailable			
Note: *The Ctrl pin voltage is referenced to input GND.					

Output Specifications

Item	Operating Conditions		Min.	Typ.	Max.	Unit
Voltage Accuracy	0% -100% load		--	±1	±3	%
Linear Regulation	Input voltage variation from low to high at full load		--	±0.2	±0.5	
Load Regulation	Nominal input voltage		--	±0.5	±1	
Transient Recovery Time	25% load step change, Nominal input voltage		--	300	500	μs
Transient Response Deviation		3.3V output	--	±5	±8	%
		Others	--	±3	±5	
Temperature Coefficient	Full load		--	--	±0.03	%/℃
Ripple & Noise*	20MHz bandwidth, 5% -100% load		--	50	100	mVp-p
Trim	Input voltage range		90	--	110	%Vo
Over-voltage Protection			110	--	160	
Over-current Protection			110	--	190	%Io
Short-circuit Protection			Hiccup, continuous, self-recovery			

Note: *Under 0% -5% load conditions, ripple & noise does not exceed 5%Vo. The "parallel cable" method is used for ripple and noise test, please refer to DC-DC Converter Application Notes for specific information.

General Specifications

Item	Operating Conditions		Min.	Typ.	Max.	Unit
Isolation	Input-output Electric Strength test for 1 minute with a leakage current of 1mA max.		1500	--	--	VDC
Insulation Resistance	Input-output resistance at 500VDC		1000	--	--	MΩ
Isolation Capacitance	Input-output capacitance at 100kHz/0.1V	VRB2424LD-15WR3 VRB4824LD-15WR3	--	2050	--	pF
		Others	--	1050	--	
Operating Temperature	See Fig. 1		-40	--	+85	℃
Storage Temperature			-55	--	+125	
Storage Humidity	Non-condensing		5	--	95	%RH
Pin Soldering Resistance Temperature	Soldering spot is 1.5mm away from case for 10 seconds		--	--	300	℃
Vibration			10-55Hz, 2G, 30 Min. along X, Y and Z			
Switching Frequency *	PWM mode		--	270	--	kHz
MTBF	MIL-HDBK-217F@25℃		1000	--	--	k hours

Note: *Switching frequency is measured at full load. The module reduces the switching frequency for light load (below 50%) efficiency improvement.

Mechanical Specifications

Case Material	Aluminum alloy
Dimensions	50.80 x 25.40 x 11.80 mm
Weight	26.0g (Typ.)
Cooling Method	Free air convection

MORNSUN Guangzhou Science & Technology Co., Ltd. reserves the copyright and right of final interpretation

Electromagnetic Compatibility (EMC)

Emissions	CE	Others	CISPR32/EN55032	CLASS A (without external components)/ CLASS B (see Fig.3-② for recommended circuit)	
		3.3V output	CISPR32/EN55032	CLASS B (see Fig.3-② for recommended circuit)	
	RE	Others	CISPR32/EN55032	CLASS A (without external components)/ CLASS B (see Fig.3-② for recommended circuit)	
		3.3V output	CISPR32/EN55032	CLASS B (see Fig.3-② for recommended circuit)	
Immunity	ESD		IEC/EN61000-4-2	Contact ±4kV	perf. Criteria B
	RS		IEC/EN61000-4-3	10V/m	perf. Criteria A
	EFT		IEC/EN61000-4-4	±2kV (see Fig.3-① for recommended circuit)	perf. Criteria B
	Surge		IEC/EN61000-4-5	line to line ±2kV (see Fig.3-①for recommended circuit)	perf. Criteria B
	CS		IEC/EN61000-4-6	3 Vr.m.s	perf. Criteria A
	Voltage dips, short interruptions and voltage variations immunity		IEC/EN61000-4-29	0%, 70%	perf. Criteria B

Typical Characteristic Curves

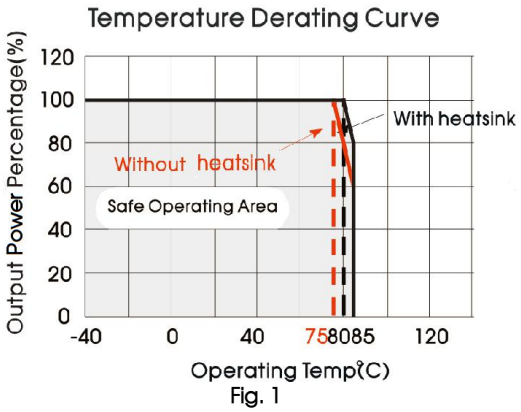

Fig. 1

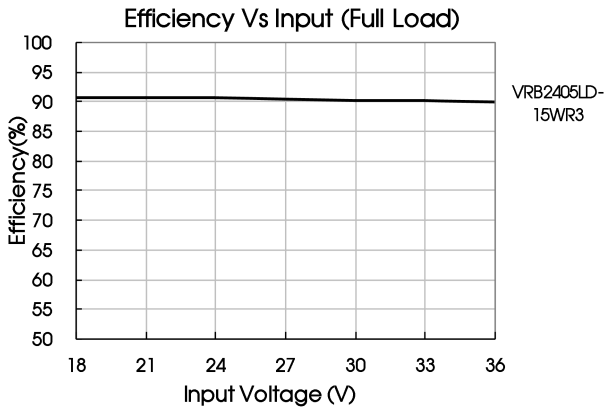

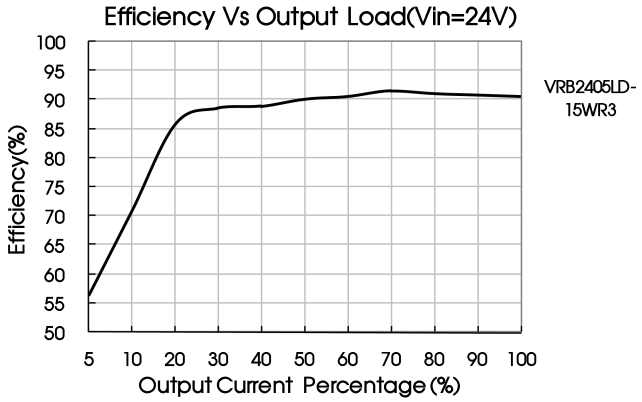

Design Reference

1. Typical application

All the DC/DC converters of this series are tested before delivery using the recommended circuit shown in Fig. 2.
Input and/or output ripple can be further reduced by appropriately increasing the input & output capacitor values Cin and Cout and/or by selecting capacitors with a low ESR (equivalent series resistance). Also make sure that the capacitance is not exceeding the specified max. capacitive load value of the product.

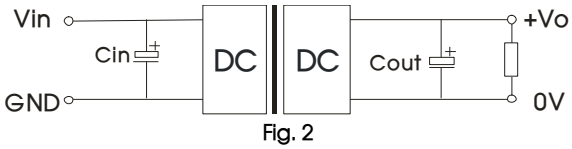

Fig. 2

Vout (VDC)	Cout (μF)	Cin (μF)
3.3/5	470	100
12/15	220	
24	100	

MORNSUN Guangzhou Science & Technology Co., Ltd. reserves the copyright and right of final interpretation

2. EMC compliance circuit

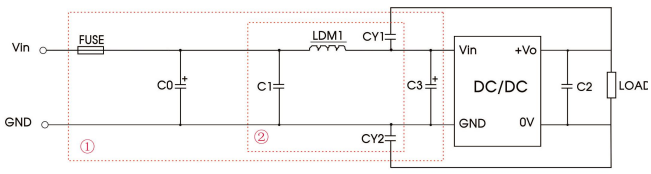

Fig. 3

Note: For EMC tests we use Part ① in Fig. 3 for immunity and part ② for emissions test. Selecting based on needs.

Parameter description

Model	Vin: 24VDC	Vin: 48VDC
FUSE	Choose according to actual input current	
C0/C3	330μF/50V	330μF/100V
C1	1μF/50V	4.7μF/100V
C2	Refer to the Cout in Fig.2	
LDM1	4.7μH/2.2A	
CY1/CY2	1nF/2kV	

3. Trim Function for Output Voltage Adjustment (open if unused)

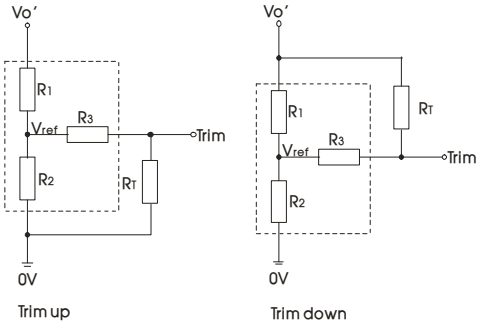

TRIM resistor connection (dashed line shows internal resistor network)

Calculating Trim resistor values:

$$\text{up: } R_T = \frac{aR_2}{R_2 - a} - R_3 \qquad a = \frac{V_{ref}}{V_o' - V_{ref}} \cdot R_1$$

$$\text{down: } R_T = \frac{aR_1}{R_1 - a} - R_3 \qquad a = \frac{V_o' - V_{ref}}{V_{ref}} \cdot R_2$$

R_T is Trim resistance
a is a self-defined parameter, with no real meaning.

Vout(V)	R1(kΩ)	R2(kΩ)	R3(kΩ)	Vref(V)
3.3	4.775	2.87	12.4	1.25
5	2.883	2.87	10	2.5
12	11.000	2.87	15	2.5
15	14.494	2.87	15	2.5
24	24.872	2.87	17.8	2.5

4. The products do not support parallel connection of their output

5. For additional information please refer to DC-DC converter application notes on www.mornsun-power.com

MORNSUN Guangzhou Science & Technology Co., Ltd. reserves the copyright and right of final interpretation

Horizontal Package Dimensions and Recommended Layout

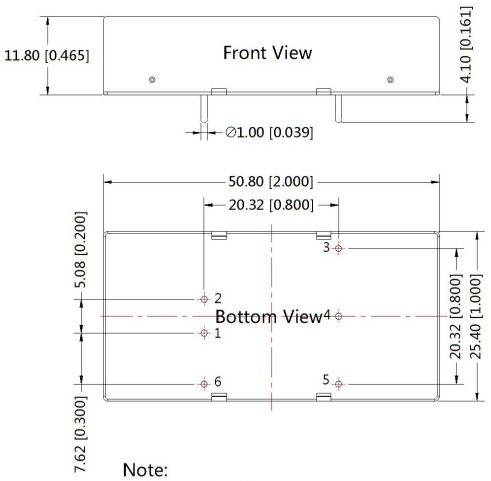

Note:
Unit :mm[inch]
Pin diameter tolerances :±0.10[±0.004]
General tolerances:±0.50[±0.020]

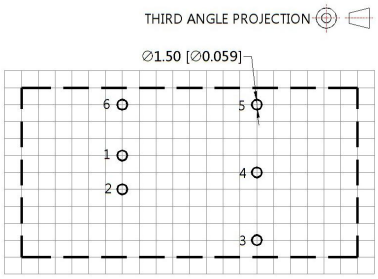

Note : Grid 2.54*2.54mm

Pin-Out	
Pin	Function
1	GND
2	Vin
3	+Vo
4	Trim
5	0V
6	Ctrl

Note:
1. For additional information on Product Packaging please refer to www.mornsun-power.com. The Packaging bag number of Horizontal packaging: 58200035;
2. The maximum capacitive load offered were tested at input voltage range and full load;
3. Unless otherwise specified, parameters in this datasheet were measured under the conditions of Ta=25℃, humidity<75%RH with nominal input voltage and rated output load;
4. All index testing methods in this datasheet are based on company corporate standards;
5. We can provide product customization service, please contact our technicians directly for specific information;
6. Products are related to laws and regulations: see "Features" and "EMC";
7. Our products shall be classified according to ISO14001 and related environmental laws and regulations, and shall be handled by qualified units.

Mornsun Guangzhou Science & Technology Co., Ltd.
Address: No. 8 Nanyun 4th Road, Huangpu District, Guangzhou, China
Tel: 86-20-38601850 Fax: 86-20-38601272 E-mail: info@mornsun.cn www.mornsun-power.com

MORNSUN Guangzhou Science & Technology Co., Ltd. reserves the copyright and right of final interpretation